

LiFePO₄ Lithium Battery

Longer Cycle Life: Offers up to 15 times longer cycle life and 5 times longer float/calendar life than lead acid battery.

Lighter Weight: About 40% weight of a comparable lead acid battery, save up to 60% in weight.

Quick Charge: Short charge time compared with lead acid battery.

Low Self-Discharge: Lower self-discharge compared with lead acid battery, longer storage time without recharging.

Superior Safety: Multi-protection methods built inside to protect the battery from overcharge, over discharge and short circuit situation.

High Efficient: Higher round-trip energy efficiency of the average (92%) than lead acid battery 80% (discharge from 100% to 0% and back to 100% charged).

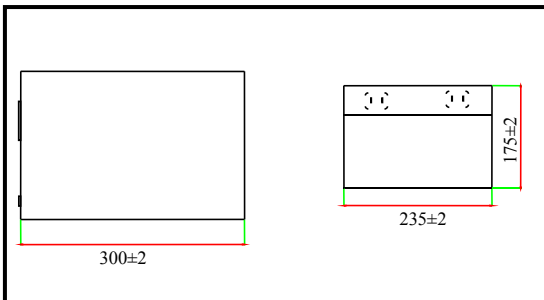
LCD



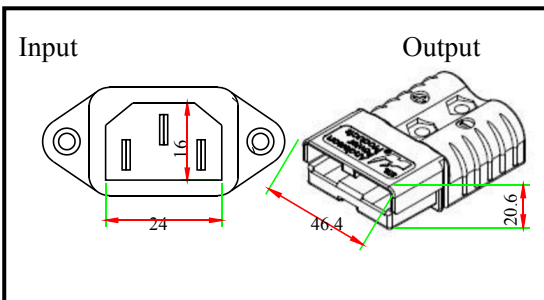
Specifications

Nominal voltage		24V
Nominal capacity		100Ah
Dimensions	Length	300±2mm (11.81inch)
	Width	235±2mm (9.25inch)
	Height	175±2mm (6.89inch)
	Total height	175±2mm (6.89inch)
Approx. weight		22.85kg (50.371lbs)±4%

Outer dimensions (mm)



Terminal type (mm)

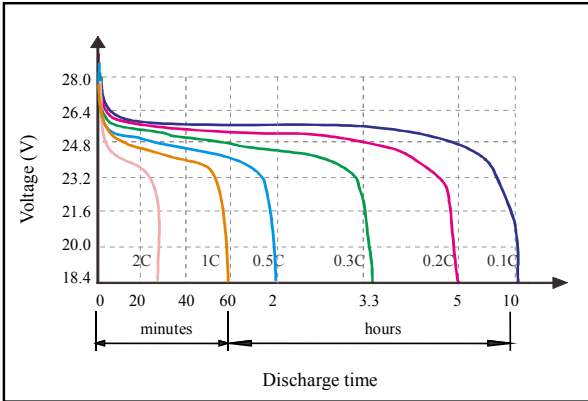


Characteristics

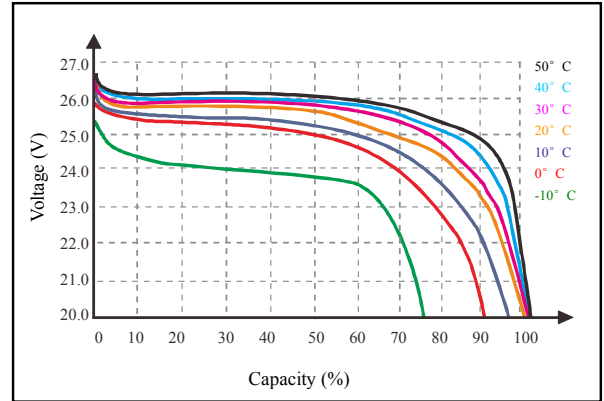
Electrical Parameters (25°C)	(mm)	Rated Voltage	25.6V
		Rated Capacity (C _s)	100Ah@25°C
		Energy	2560Wh
		Months Self Discharge	<3%
		Charge Efficiency	99.5%@ 0.2C
		Discharge Efficiency	97-99%@ 1C
Terminal Diameter		M10	
Internal resistance (Fully charged, 25°C)		≤40mΩ	
Cycle life		>3000 cycles @ 0.2C 100%D.O.D	
Capacity affected by temperature	40°C	101%	
	25°C	100%	
	0°C	90%	
	-10°C	75%	
Nominal operating temperature		25°C± 3°C (77°F± 5°F)	
Operating temperature range	Discharge	- 20°C~ 60°C (-4°F ~ 140°F)	
	Charge	0°C~ 45°C (32°F ~ 113°F)	
	Storage	0°C~ 40°C (32°F ~ 104°F)	
Water Dust Resistance		IP65	
Charge Voltage		29.2V	
Standard Charge Mode (25°C±2°C, <75%RH)		0.2CA Constant Current to 29.2V, then Constant Voltage 29.2V until the current drops to 0.02CA, before use, rest 30 minutes	
Charge Current		20A	
Maximum Charge Current		50A	
Charge Cut off Voltage		29.2V	
Continuous Discharge Current		50A	
Maximum Pulse Current		150A (<2s)	
Discharge Cut Off Voltage		21.6V	
Communicate Protocol (optional)		(Default none) RS485	
SOC (optional)		(Default none) Bluetooth	
Application connection		1 string 1 parallel	
Mechanical	Cells	8 Strings	
	Container	Metal	

Note 1: Please always refer to the latest edition of our technical manual that published on our website to ensure safe and efficient operation.

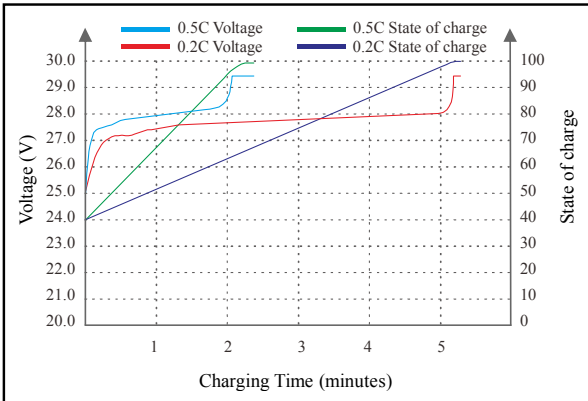
● Discharge characteristics (25°C)



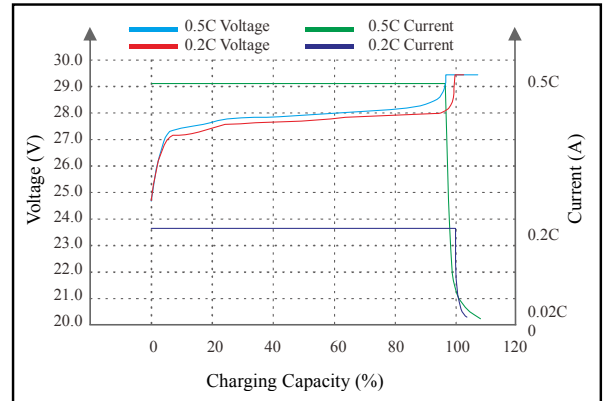
● Temperature affect on discharge characteristics (0.5C)



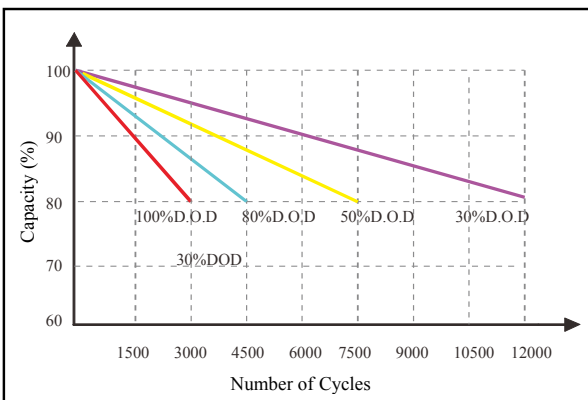
● State of Charge Curve (25°C)



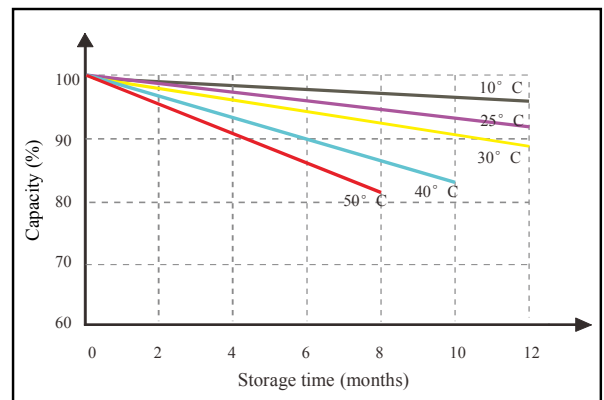
● Charge characteristics (25°C)



● Cycle life on D.O.D (25°C)



● Self Discharge Characteristics Curve



Note 2: The above curves are based on laboratory testing data @ 25°C 40%RH.

